


No.107





“ ”

.

.

.

.

.

.

“ ”

.

.

.

.


()

<http://lianghui.people.com.cn/2024/n1/2024/0305/c458561-40189637.html>

<http://lianghui.people.com.cn/2024/n1/2024/0306/c458561-40190403.html>

<http://lianghui.people.com.cn/2024/n1/2024/0307/c458561-40191192.html>

2023



1.39

6.1%

8.4%

6600

2.2 1

50%

5G

66.2%

30%



3300

1100



2024

75

3.9 1800 28.5 1000 3% 1.1 4.06

1

2024

+

7000

3.0

30

1170

30

20

2024

http://www.qstheory.cn/yaowen/2024-03/12/c_1130088523.htm

GDP 5%

5%

2035

5%

1200

1200

30

20

10

18%

8%

http://www.news.cn/mrdx/2024-03/06/c_1310766660.htm

2024 3 5

11 30

75

1100
4000
29
@
160 82% 1150

82

12

40

160

4000

1.95

1.69

5.89


5%

5%

60%

5.2% 5%

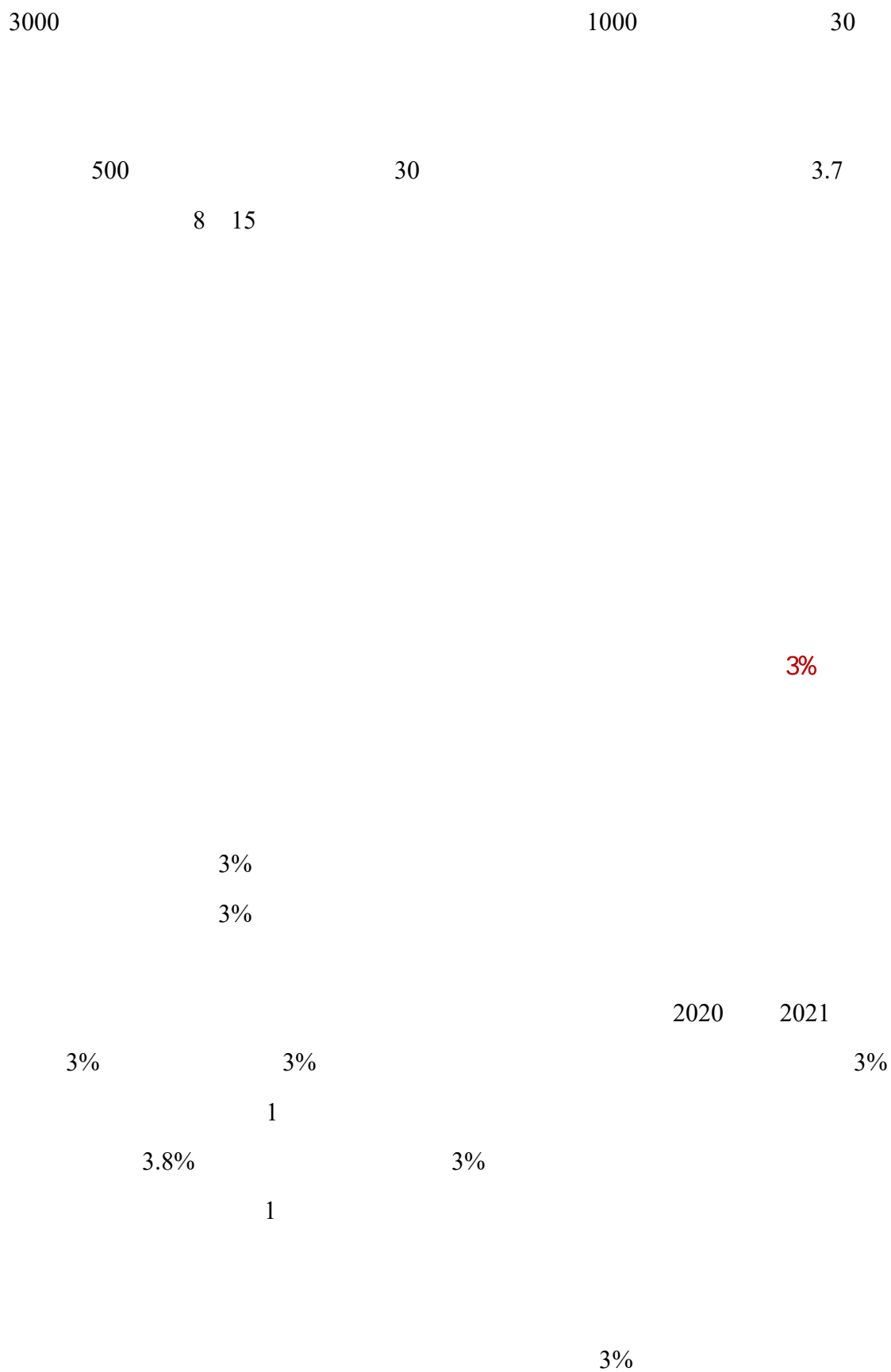
5%




1200

1200

1200





9%

10

2013

190

31

27

http://www.scio.gov.cn/gxzt/dtzt/2024zt/qglhzt2024/lianghuyw/202403/t20240311_837106.html

-

8

2023

2023

		21081	17855
54.6%	29.5%	4557.4	4526.8
15.6%	13.4%		

1855	11191
5.2	6.2

3.3

5

3.1 6.4

2.4

2.7

30

371

38

4.5

303.2

2

4

4900
20%

100%

27

42 86
34
187.8

16

6779 8124 658

1711

85.7%

2.9

2.3

1485 762

8790

11.8

49

319

117%

11.6

3.5

6.58

9000

10

3

23.2

5.8%

5386

11.5%

17

108

2.4

1.6

10

10

S

539.1

5

14.2

21.8

30

217

2

5695

1

32

85

4.1

6.1

7690

3.7

976

2.26

6.4% 13.1%

2736

1876

176

320.7

3.1%

208.3

15.9%

10

10767

4203

206.7

465

339

87

122

8.4

10.55

3.04

0.18

		9	7	
19.1	91.4%	10.7		95.6%
	318			
2.5		9265	7279	292
		1199.8		
40.2%				
	25			

3 4

1.68

20

2021

2023

77

1

5

9429

242

184

11

1/3

14

216.5

	3.5	4.7			
			15	13	
57 610					2205
			28	23	
				1914	2455
6909		81.3%	86.8%		
	121.1		193.8	7.5	11.8
			123		
			484		
		106			
					5270
	335		2778	286	
			153		318

1.5

1.1

4598

149

117.2

28

2024

<http://lianghui.people.com.cn/2024/n1/2024/0309/c458561-40192105.html>

36

2

98% .- 1.8

13% 5.3%

6766

261

25.5%

	4750		1.7	
		1.3	31.5%	
2.4		16.8%		226
51.6%				
		3831	11.3%	
	3.5		6.4%	8.4
	4.6			88.6
	99.8%	3		97.3%
				7
6.7		14.9%		
		3.1		3.9
4.6		10.7%		
1490				

	1983						
1082	3.8						
		7.7		16.8%			
			364		7.1%		
		1202					
1331			875	3			
			13.9		68.2%		
	21		5.4		51.1%	10.4%	
					1.9		
9.9			12.8%	66%			
7876			79.9%				



28

33

2022

4.8

24.8%

30.5%

6.3

7.9%

36

23.8

40.8%

2.1

685

2024

‘

20

1982 12 4

1954 9

40

2018

2018

2018

2021 2025

2023 9

2023 10

2023 12

2024 2 19

20

2018

40

79

2023

http://m.news.cn/2023-03/14/c_1129430477.htm